



**Electrolux**  
PROFESSIONAL

## Standard Preparation 1800 mm Sink with 2 Bowls & Right Drain

ITEM # \_\_\_\_\_

MODEL # \_\_\_\_\_

NAME # \_\_\_\_\_

SIS # \_\_\_\_\_

AIA # \_\_\_\_\_



132810 (LG1826DXPN)

Sink Unit with 2 bowls  
600x500mm and right hand  
drainer, 1800mm

### Short Form Specification

Item No. \_\_\_\_\_

Made from 304 AISI stainless steel. The 50mm high worktop in 304 AISI stainless steel, 1mm in thickness, is sound-deadened and has an overflow rim and welded corners. Integral rear upstand, h=100mm, with 8mm radius. All-round apron. Square section legs 40x40mm on 1" height-adjustable feet (+/-20mm)

N. 2 bowls mm600x500x300h with overflow pipe and 2" drain hole; right hand drainer.

### Main Features

- Sturdiness, stability and reliability of table accurately tested.

### Construction

- 50 mm worktop in 304 AISI stainless steel, 10/10 in thickness with overflow rim along the top.
- Square section legs and 40 mm height-adjustable feet in 304 AISI stainless steel.
- Sink tops easily slotted onto the legs and taps are easily installed from the rear.
- Delivered in knock-down package.
- Wide range of taps are available to suit every need.
- Drainage area suitable for drying operations
- 100 mm upstand with 10 mm radiused corner and 13 mm deep, designed to be used against a wall.

### Optional Accessories

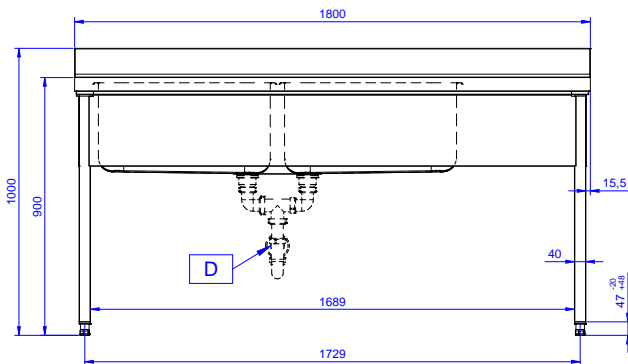
- Lower shelf for 1800mm tables PNC 855148 ☐  
and sinks
- Set of 4 wheels (2 with brake) PNC 855150 ☐  
d. 100mm for tables and sinks  
(total height on wheels= 993 mm)
- 3-sided underframe for PNC 855155 ☐  
1800mm tables
- Elbow operated mixer tap with PNC 855322 ☐  
spout 3/4", single hole
- Elbow operated mixer tap with PNC 855323 ☐  
short spout 3/4", single hole
- Foot operated mixer tap (hot PNC 855328 ☐  
and cold) with spout 3/4"
- Single plastic drain syphon 2 PNC 895313 ☐  
" for Sinks

APPROVAL: \_\_\_\_\_

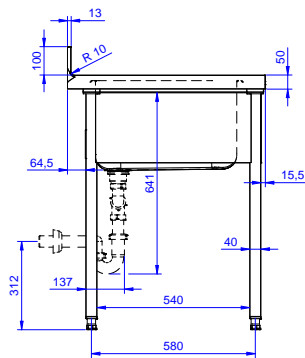


Experience the Excellence  
[www.electroluxprofessional.com](http://www.electroluxprofessional.com)

Front

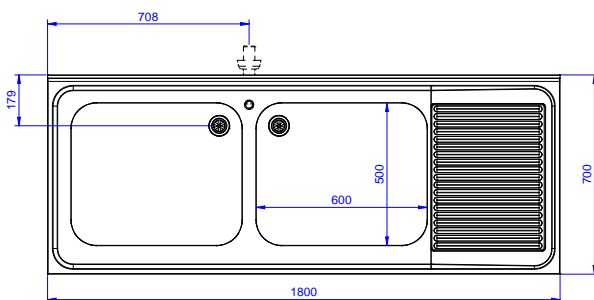


Side



D = Drain

Top



## Key Information:

External dimensions, Width:	1800 mm
132810 (LG1826DXPN)	1800 mm
External dimensions, Depth:	700 mm
External dimensions, Height:	1000 mm
Upstand Dimensions, Height:	100 mm
Upstand Dimensions, Depth:	13 mm
Upstand Dimensions, Radius:	R=10
Bowls number	2
Bowl dimensions	600x500xH320
Worktop thickness:	50 mm
Net weight:	51 kg